

The Ranger® Series of Steel Liquidtight Cord Connectors

The Ranger® Series Steel Liquidtight Connector takes twice the cable range of most ordinary strain relief connectors. T&B's Ranger Connectors enable you to reduce your inventory and save time with one connector that can do the work of two.



Features

- Extended range with superior strain relief
- Reduced overall size, fits into tighter spaces
- Gland nut designed to restrict cable bending

Materials

Body: Steel-2920 series, Malleable Iron-4920 & 4960 series
 Gland Nut, Grip: Steel-all series
 Bushing: Rubber

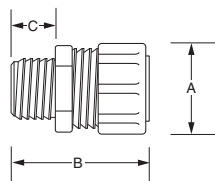
Environment Classification

- Ordinary locations
- Wet or dry locations
- Fittings used in a trade size knockout requiring a NEMA 3R, 4, 6 or 13 listing require a 5262 Series sealing ring

Application

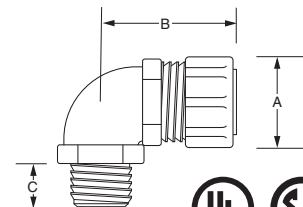
- Provide means for passing a cord cable into an enclosure, through a bulkhead or into a rigid conduit
 - Form a mechanical grip and water and/or oil-resistant seal for cord
 - Form a non-slip connection or termination for flexible cord
- Cord & Cable Type**
- S, SO, SV, ST, STD, SJ, SJO, SJT, SJTO, SVD

Steel Liquidtight Strain Relief Connectors — Straight



CAT. NO.	HUB SIZE	THROAT DIA.	CORD RANGE	DIMENSIONS (IN.)		
				A	B	C
2920	1/2"	7/64"	.125-.375	1 1/8	1 1/4	5/8
2921	1/2"	7/64"	.310-.560	1 1/8	1 1/4	5/8
2922	1/2"	7/64"	.500-.750	1 1/8	1 1/4	5/8
2930	3/4"	13/64"	.125-.375	1 1/8	1 5/8	5/8
2931	3/4"	13/64"	.310-.560	1 1/8	1 7/8	5/8
2932	3/4"	13/64"	.500-.750	1 1/8	1 7/8	5/8
2940	1"	11/16"	.310-.560	1 1/8	1 3/4	3/4
2941	1"	11/16"	.500-.750	1 1/8	1 3/4	3/4
2942	1"	3/32"	.700-.950	1 1/8	1 1/8	3/16

Steel Liquidtight Strain Relief Connectors — 90° Angle

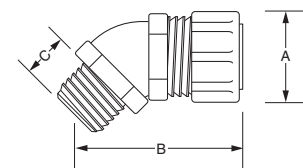


CAT. NO.	HUB SIZE	THROAT DIA.	CORD RANGE	DIMENSIONS (IN.)		
				A	B	C
4960	1/2"	19/32	.125-.375	1 1/8	1 1/4	5/8
4961	1/2"	19/32	.310-.560	1 1/8	1 1/4	5/8
4962	1/2"	19/32	.500-.750	1 1/8	1 23/64	5/8
4970	3/4"	25/32	.125-.375	1 1/8	1 5/32	11/16
4971	3/4"	25/32	.310-.560	1 1/8	1 25/32	11/16
4972	3/4"	25/32	.500-.750	1 1/8	1 25/32	11/16
4980	1"	1	.310-.560	1 1/8	2 1/2	13/16

All items shown on this page are suitable for use in hazardous locations where general purpose equipment is specifically permitted by the NEC, NEC 501-4(b).

U.L. File No. E-13938 CSA File No. 52391

Steel Liquidtight Strain Relief Connectors — 45° Angle



CAT. NO.	HUB SIZE	THROAT DIA.	CORD RANGE	DIMENSIONS (IN.)		
				A	B	C
4920	1/2"	31/64	.125-.375	1 1/8	1 1/8	47/64
4921	1/2"	31/64	.310-.560	1 1/8	1 1/8	47/64
4922	1/2"	31/64	.500-.750	1 1/8	1 1/8	47/64
4930	3/4"	25/32	.125-.375	1 1/8	1 1/8	5/8
4931	3/4"	25/32	.310-.560	1 1/8	1 1/8	5/8
4932	3/4"	25/32	.500-.750	1 1/8	1 1/8	5/8

For wire mesh grips refer to page A-147.